

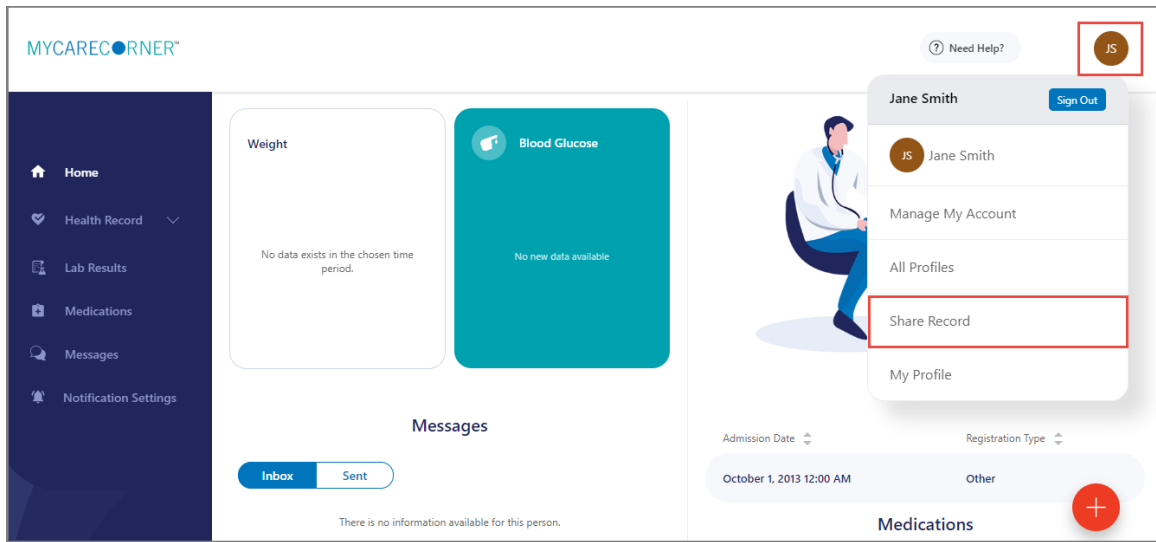


## MyCareCorner - Sharing Your Record

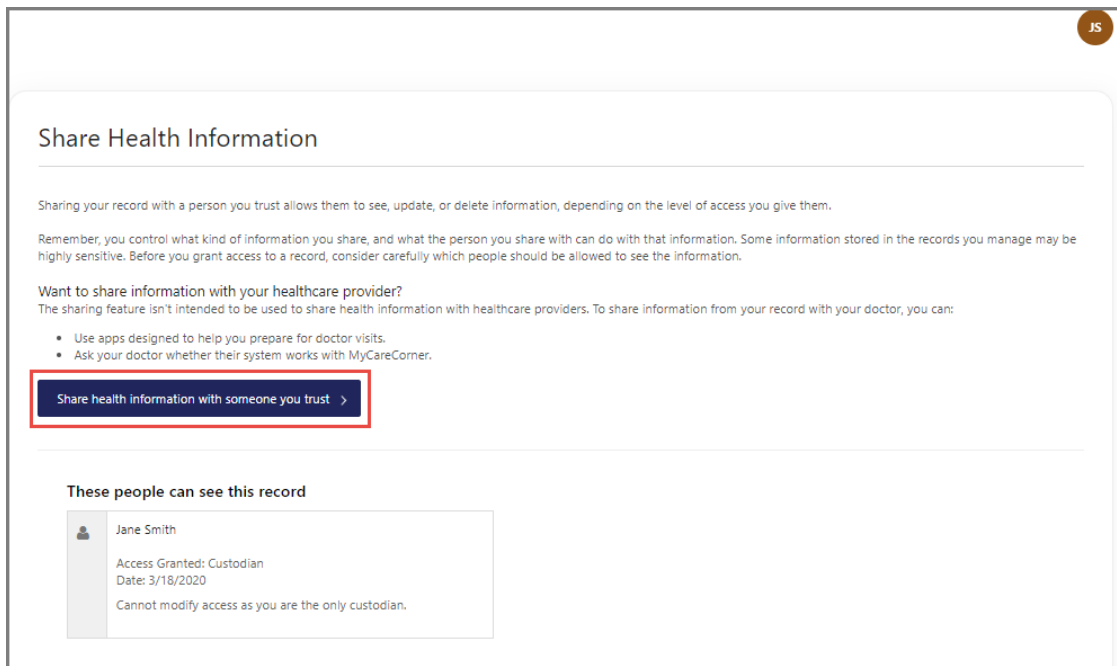
The **Share Record** option in MyCareCorner allows you to share your health record with other people, such as a spouse, parent, or children. Sharing your record allows them to view and update your health information, depending on the level of access you give them. Access can be changed or removed at any time.

### Sharing Your Record

1. To share your health information, log into MyCareCorner.
2. On the home page, click the circle with your initials in it (upper-right corner of the screen) and select **Share Record**.



3. The Share Health Information screen is displayed. Click the **Share health information with someone you trust** button.



- Complete the information on the screen for the person you want to share your health information with. For detailed instructions, see **Steps 5 – 9** below.

**Share Health Information**

\* = mandatory field

\*Recipient's Email Address

\*Retype Email Address

\*Passcode (Minimum 4 characters)

*The email recipient will need to enter the passcode to accept this invitation. To protect your invitation, don't email the passcode. Use another method to tell it to the recipient. If you forget the passcode, you'll need to resend the invitation with a new one.*

**Select Sharing Level**

- Read only** Means that the person you share with can read your information. Note: Remember that you are also giving the person the right to connect applications to your record with the same access level.
- Read and modify** Means that the person you share with can read, write, update and delete information in your record. Note: Remember that you are also giving the person the right to connect applications to your record with the same access level.
- Custodian** Means that the person you share with can read, write, update, delete and share information in your record. Note: Remember that you are also giving the person the right to connect applications to your record with the same access level.

**Information Types**

- Share all types of information
- Share only the types of information selected below

**Access Expiration Date**

- MM/DD/YYYY
- No expiration date

**Send Invitation** **Cancel**

- Enter the **Recipient's Email Address**, **Retype the Email Address**, and enter a **Passcode**.

*The email recipient will need to enter the passcode to accept your invitation. To protect your invitation, don't email the passcode. Use another method to communicate this information to the recipient.*

\* = mandatory field

\*Recipient's Email Address  
smith12m@yahoo.com

\*Retype Email Address  
smith12m@yahoo.com

\*Passcode  
1234 (Minimum 4 characters)

*The email recipient will need to enter the passcode to accept this invitation. To protect your invitation, don't email the passcode. Use another method to tell it to the recipient. If you forget the passcode, you'll need to resend the invitation with a new one.*

**Select Sharing Level**

- Read only** Means that the person you share with can read your information. Note: Remember that you are also giving the person the right to connect applications to your record with the same access level.
- Read and modify** Means that the person you share with can read, write, update and delete information in your record. Note: Remember that you are also giving the person the right to connect applications to your record with the same access level.
- Custodian** Means that the person you share with can read, write, update, delete and share information in your record. Note: Remember that you are also giving the person the right to connect applications to your record with the same access level.

- Select the Sharing Level. Options are: **Read only**, **Read and modify**, and **Custodian**.

**Select Sharing Level**

- Read only** Means that the person you share with can read your information. Note: Remember that you are also giving the person the right to connect applications to your record with the same access level.
- Read and modify** Means that the person you share with can read, write, update and delete information in your record. Note: Remember that you are also giving the person the right to connect applications to your record with the same access level.
- Custodian** Means that the person you share with can read, write, update, delete and share information in your record. Note: Remember that you are also giving the person the right to connect applications to your record with the same access level.

7. Select the Information Types. Options are: **Share all types of information** and **Share only the types of information selected below**.

Information Types

Share all types of information

Share only the types of information selected below

If **Share only the types of information selected below** is selected, unselect the types of information you do not want to share.

Information Types

Share all types of information

Share only the types of information selected below

Select/Unselect All

<input checked="" type="checkbox"/> Application Specific	<input checked="" type="checkbox"/> Medical Reports
<input checked="" type="checkbox"/> Appointments	<input checked="" type="checkbox"/> Medication
<input checked="" type="checkbox"/> Health and Wellness	<input checked="" type="checkbox"/> Nutrition
<input checked="" type="checkbox"/> Labs	<input checked="" type="checkbox"/> Personal Information
<input checked="" type="checkbox"/> Medical History	<input checked="" type="checkbox"/> Surveys, Assessments and Journals
<input checked="" type="checkbox"/> Medical Readings	

8. By default, there is no expiration date for sharing your health information. If the you want to stop sharing on a certain date, enter the date in the **Access Expiration Date** field.

Access Expiration Date

No expiration date

9. Click **Send Invitation**, to send the invitation. The recipient will have 24 hours to accept the invitation.

Send Invitation

Cancel

## Accepting an Invitation

1. If you are the recipient of an email invitation to access someone's health record in MyCareCorner, click the link in the email to accept the invitation.

Invitation to access Jane Smith's health record

Jane Smith wants to share Jane Smith's health record with you, using the MyCareCorner platform. MyCareCorner is a safe place for individuals to store all of their personal health information and access it through connected health applications of their choice.

If you accept this invitation, you'll be able to add Jane Smith's record to your own account and have access to the information stored there.

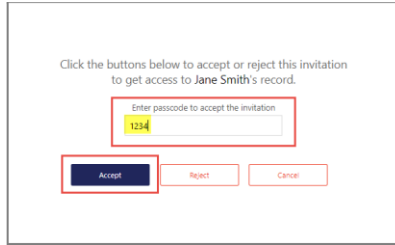
[Accept or reject this invitation now.](#)

Concerned about phishing? Copy and paste this URL into your browser instead:  
<https://login.mycarecorner.net/redirect.aspx?>

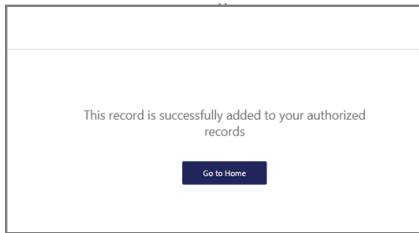
Sincerely,  
The MyCareCorner Team

2. Enter the passcode and click **Accept**.

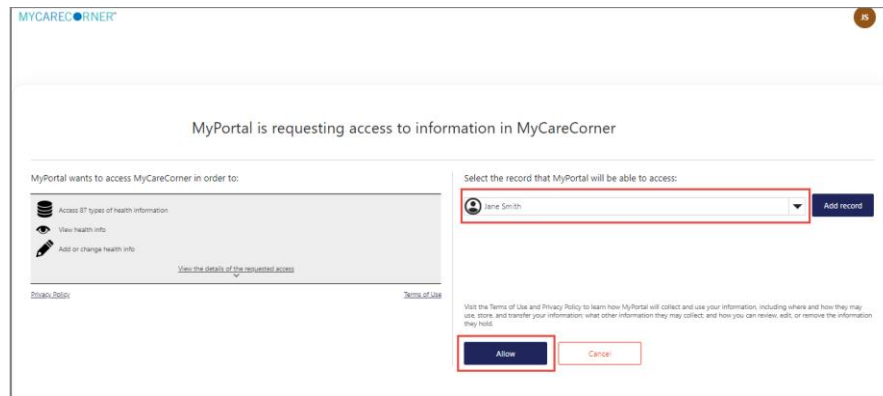
*The person sending the invitation will provide you the passcode.*



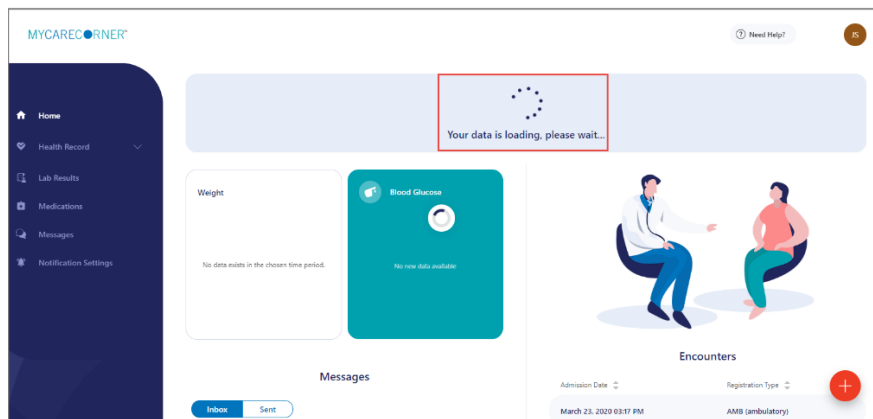
3. A message indicating the health record was successfully added to your authorized records is displayed. Click **Go to Home**.



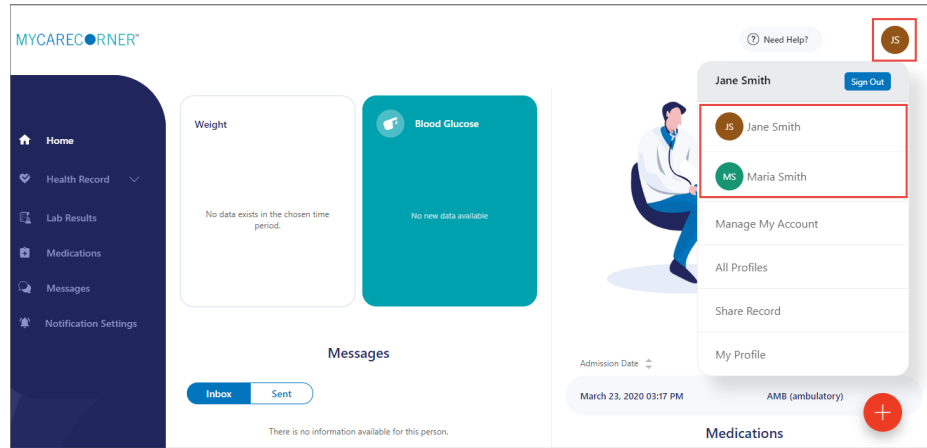
4. The Information Transfer page is displayed. Select the person's record who is sharing their health information with you from the drop-down list. Then, click **Allow**.



5. As the Patient Dashboard is displayed, a **Your Data is Loading message** is displayed. Once the message disappears, refresh your browser and the person's record will be displayed.

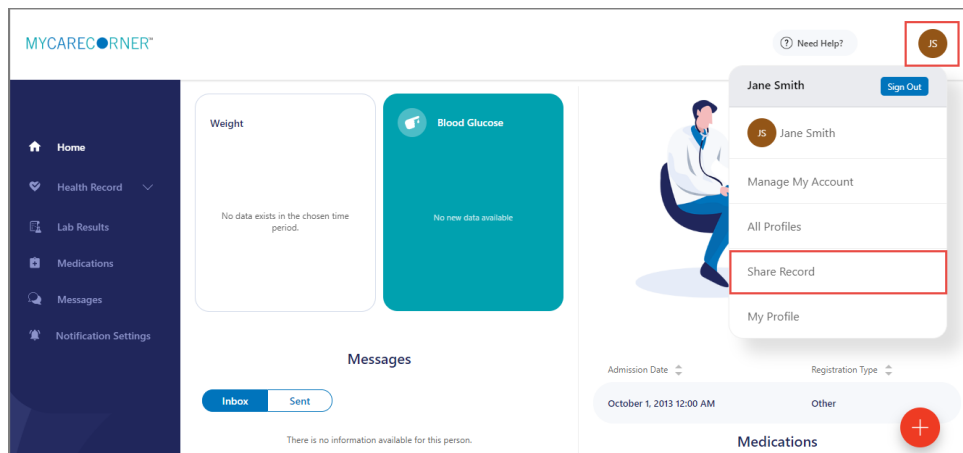


- To access your record and/or other linked records to your account, click the circle with the initials on it (in the upper-right corner of the screen). Then, select the record you want to access.

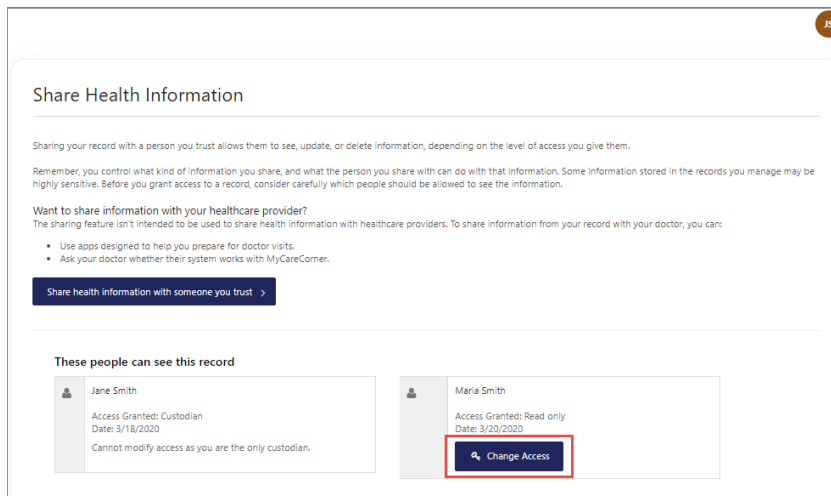


## Changing Access to your Record

- To change a person's level of access to your health record, log into MyCareCorner.
- On the home page, click the circle with your initials in it (upper-right corner of the screen) and select **Share Record**.



- On the Share Health Information screen, locate the person whose access you want to change and click **Change Access**.



4. On the Change Access screen, make the desired changes to the access level and click **Change Access** or click **Remove All Access** to remove this person's access to your health record.

### Change Access of person Maria Smith on record Jane Smith

---


**Access Level**

- Read only** Means that the person you share with can read your information. Note: Remember that you are also giving the person the right to connect applications to your record with the same access level.
- Read and modify** Means that the person you share with can read, write, update and delete information in your record. Note: Remember that you are also giving the person the right to connect applications to your record with the same access level.
- Custodian** Means that the person you share with can read, write, update, delete and share information in your record. Note: Remember that you are also giving the person the right to connect applications to your record with the same access level.

**Information Types**

- Share all types of information
- Share only the types of information selected below

**Access Expiration Date**

- MM/DD/YYYY 
- No expiration date

---